






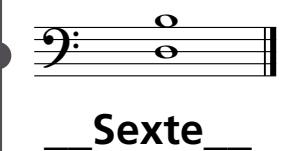










## Tastepause 12 – Harmonische Intervalle

1. Ziehe *Linien*, die die Punkte in den passenden Kästen miteinander verbinden.
2. Schreibe den *Intervallnamen* (Sekunde, Terz, Quarte, Quinte oder Sexte) auf die dafür vorgesehene Linie unter den Noten.

### LINKE HAND

C E		__ Quinte __
G C		__ Sexte __
G H		__ Terz __
G E		__ Sekunde __
F C		__ Sexte __
G F		__ Quarte __
H D		__ Terz __
E C		__ Sexte __

### RECHTE HAND

G C		__ Quarte __
E G		__ Quinte __
A E		__ Sexte __
G F		__ Terz __
F D		__ Sexte __
C E		__ Sekunde __
D F		__ Terz __
G E		__ Sexte __

Hier  
findest  
du die  
Lösungen!